


DRAW THE CHICKEN

Can you draw these shapes?




Then you can draw Aunt Judy's chicken!
Get a blank piece of paper and follow these simple steps:


1. Draw a circle that is not quite perfect




2. Add two circles for the eyes



3. Draw spirals inside each eye for the pupils



4. Draw a V shape for the beak




5. Add two straight lines for the nose



6. Draw two straight lines for the legs




7. Add half circles for the feet




8. Put a squiggly line on top for the comb



9. Make a big squiggly line for the tail



10. You can add squiggly lines for wings



YOU DID IT!

**NOW ADD ANYTHING YOU WANT
AND COLOR YOUR SPECIAL CHICKEN!**